

Perfect Choice for Round-trip in Izu Peninsula

Getting on and off as YOU like

Unlimited Ride-Pass

Covering all the routes of Tokai Bus

Reasonable for long distance!

Unlimited-Riding on All routes of Tokai Bus!



Two-day Pass

¥3,900

Three-day Pass

¥4,600


(Child: Half the above adult Prices both of two-day and three-day Pass)

Ticket offices: on the back side of this leaflet



*1 Excluding the following routes: regular sight seeing, Express, Juntendo hospital, Contractual facilities such as Atami Shizenkyo, Shuttle bus for Amagi Tokyu Hotel, Dialand, The districted area such as Seseragi, Shimizu-cho Junkan, Nagaizumi and Shimizu Junkan
No refund after ticketing.
No other discount service such as the special rate for the disable person is acceptable.

Arrange YOUR trip with abundant delicious foods, great nature and hot springs!



The photos are illustrative purpose.

Marvelous! Beautiful beaches in Minami Izu (in the south) Dynamic landforms in Nishi Izu (in the west)

Amazing! Local gourmet treats only in Izu

Fascinating! History of the early modern literature in Amagi and of the last Samurai era in Shimoda

Relaxing! Various hot springs in each area

The model courses are on our Site: <http://www.tokaibus.jp/page.jsp?id=6986>
The guide book: "Bus Trip in Izu Peninsula"



Model courses recommended by Tokai bus are available



Tokai Bus 東海バス
Phone: 0557-36-1112

伊豆半島ジオパーク IZU PENINSULA GEOPARK
Tokai Bus supports "Izu Peninsula Geo-park".

Access to IZU

How to access IZU PENINSULA



Narita International Airport Sta.	Narita Express aprx. 60min.	Tokyo Sta.	Shinkansen aprx. 50min.	Atami Sta.	Ito Line Izukyuu Line	Stations on Ito line Stations on Izukyuu line
Haneda International airport terminal Sta.	KEIKYU aprx. 20min.	Shinagawa Sta.	Shinkansen aprx. 40min.			
Mt. Fuji Shizuoka Airport	Airport limousin bus About 50min.	Shizuoka Sta.	Shinkansen aprx. 30min.	Mishima Sta.	Izuhakone Railway Sunzu Line	Stations on Izu hakone line
Chubu Centrair International Airport	Meitestu Limited Express aprx. 40min.	Nagoya Sta.	Shinkansen aprx. 80min.			

"Mishima o tsuribashi" bus stop



Mishima sky walk (suspension bridge)

"Heda" bus stop



Cape Mihama

"Nagaoka onsen" bus stop



Izu no kuni, Panorama park

"Shuzenji onsen" bus stop




Shuzenji hot spring "Tokko no yu"

"Amagi toge" bus stop



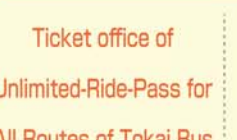
Old Amagi tunnel

"Dogashima" bus stop



Dogashima cave excursion boat

"Akao Herb&Rose Garden" bus stop



Akao Herb&Rose Garden

"Komuro yama lift" bus stop



Mt. Komuro yama

"Shaboten koen" bus stop

Mt. Omuro

"Kawazu nanadaru" bus stop

Kawazu seven falls

"Ryosenji" bus stop

Perry road

"Irozaki koguchi" bus stop

Irozaki excursion boat Marine Bird



Ticket office of Unlimited-Ride-Pass for All Routes of Tokai Bus



Atami JR station office ☎0557-81-3521
1st floor of Daiichi Bldg., Taharahon-cho 9-1, Atami, Shizuoka
9:00-18:00 (Regular holiday: Wednesday)
(December 30-January 3, 9:00-17:00)

Cooperative association of hotels and Inns in Atami office ☎0557-81-5141
2nd floor of Daiichi Bldg., Taharahon-cho 9-1, Atami, Shizuoka
Monday-Friday: 9:00-17:00, Saturday: 9:00-12:00
(Regular holiday: Sunday, national holiday, year-end and new year)

Ito station Office ☎0557-36-7077
Yukawa 1-8-6, Ito, Shizuoka
8:30-17:30 (Every day)

Inatori hot spring&sightseeing joint com. office (Izu Inatori station) ☎0557-95-1157
Inatori 2829-1, Higashi Izu cho, Kamo gun, Shizuoka
9:00-17:00 (Regular holiday: year-end and new year)

Kawazu station office ☎0558-22-2514
Hama 155-4, Kawazu-cho, Kamo gun, Shizuoka
8:45-17:30 (Every day)

Shimoda station office ☎0558-22-2511
Higashi Hongo 1-1-5, Shimoda, Shizuoka
8:30-17:30 (Every day)

Shuzenji station office ☎0558-72-5990
Kashiwakubo 634-1, Shuzenji, Shizuoka
8:00-17:00 (Every day)

Mishima station office ☎055-975-0196
Ichiban-cho 16-1, Mishima, Shizuoka
Monday-Friday: 8:10-17:00 (13:15-14:10)
Saturday, Sunday, Holiday: 8:10-16:00
(13:15-14:10 closed)
December 31-January 1: closed
January 2 and January 3: 8:10-14:30

Numazu station office ☎055-963-5221
Otemachi 1-1-1, Numazu, Shizuoka
Monday-Friday: 9:00-18:00
Saturday: 9:00-17:00
(Regular holiday: Sunday, national holiday
December 30-January 4)